

Curriculum Design Software for Interactive Learning



QS Design can be used with or without the QST Learning Network. QS Design integrates digital video from your curriculum to create interactive multimedia presentations.

- Create a lesson that keeps relevant information on the same page with notes about the founding of Pennsylvania, a picture of PA, and a video clip about the naming of PA "Penn's Woods"
- From a single interactive white board screen, a teacher can begin a lesson by touching a button to enlarge the text and provide the class with opening notes explaining the history of Pennsylvania
- From the same screen on a second touch, a teacher can enlarge the a graphic that shows a picture of William Penn's Last Farewell to England
- On the third touch, the teacher is able to re-enforce the lesson by playing a video clip specifically related to the founding of Pennsylvania

- 1 **One Touch** to Enlarge Your Text Files
- 2 **One Touch** to Enlarge Your Image Files
- 3 **One Touch** to Enlarge Your Video Screen



814-450-2090
www.quikscout.com

QST Learning Network

PRICING AND ORDERING INFORMATION

Description	Price
Single QS Design Program	\$295
3 Computer License*	\$495
* Department and Staff Site Licensing Prices Available Upon Request	
One Year QST Sports Network Subscription	\$795
Special Introductory Offer:	
One Year QST Learning Network Subscription and Editing and Presentation Software Bundle with a Single QuikScout Editing Program (SAVE \$95)	\$995
With a 3 Computer QuikScout License (SAVE \$195)	\$1,095



Quik Scout Technologies

P.O. Box 484 • North East, PA 16428 • 814-450-2090
Email: sales@quikscout.com • www.quikscout.com

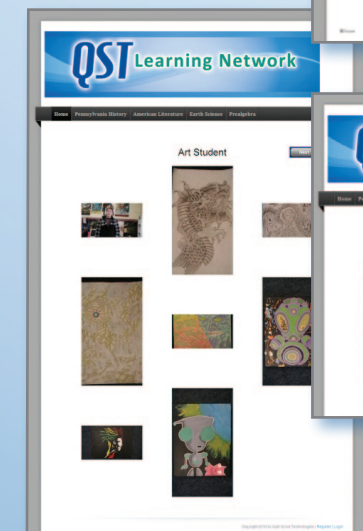
QST Learning Network

An automated website creation
and management program
for teachers and students

Create Custom Websites!

Teachers and
Administrators,
how would you like
to be able to...

- Increase teacher, student and parent collaboration by posting lessons to an instructional website
- Post video clips that include answers to common questions
- Offer on-line instructional support for students
- Enable students to create web-based portfolios and classroom newsletters



814-450-2090 • www.quikscout.com

Create an Instructional Content Management Website in Minutes!

IT ALL STARTS WITH ONE SIMPLE FORM:

Example Web Form

QST Learning Network

Home Pennsylvania History American Literature Earth Science Prealgebra

Team Name: (Quick Scout Preparatory School)

Team Admin Email Address:

Enter name of first tab:

Enter list of items:

PA (1700 to 1750)

The French and Indian War

American Revolution

Whisky Rebellion of 1794

The War of 1812 - Battle of Lake Erie

PA and the Underground Railroad

The Civil War Years

PA's Economic Growth

The Amish

The Johnstown Flood

PA and the Great Depression

Harrisburg the Capital

Famous Pennsylvanians

PA Health Care Pioneer

Enter name of third tab:

Enter list of items:

Atoms to Minerals

Rocks

Enter name of second tab:

Enter list of items:

Enter name of fourth tab:

Enter list of items:

The Order of Operations

Least Common Multiples

Enter Up To 15 ITEMS PER CATEGORY!

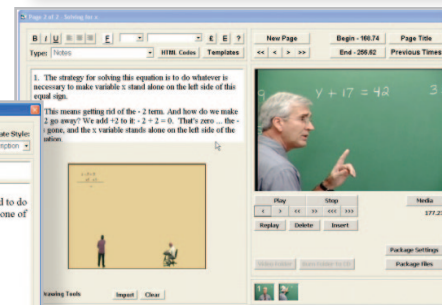
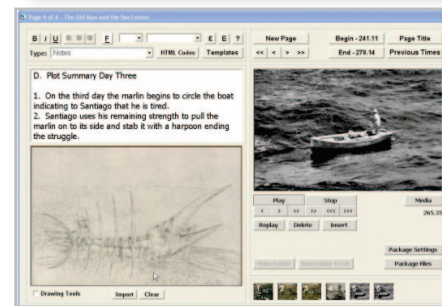
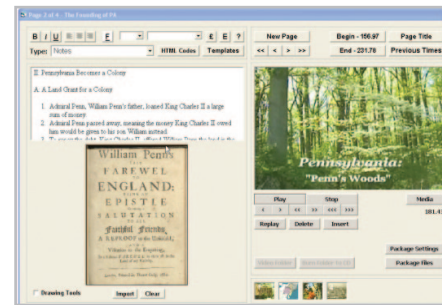
CREATE AN INSTRUCTIONAL WEBSITE

Complete and upload the QST Web Form. The QST Web Form automates the building of instructional content management websites. Within minutes teachers will be able to upload video tutorials, lessons and classroom newsletters to a custom website.

CREATE WEBSITE TUTORIALS AND CLASSROOM PRESENTATIONS

Using QS Design and the QST Learning Network, Educators Can:

- Convert lessons into interactive video tutorials using their own footage or approved media already licensed to the school
- Integrate video clips with each standard being taught and provide students with access to lessons from home
- Enable students to learn at their own pace
- Allow students to create web-based portfolios, newsletters and senior projects mixing video clips, pictures and text summarizing each aspect of their presentation

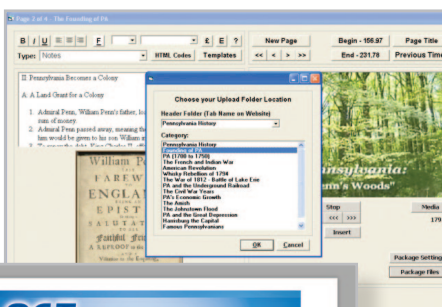


QS DESIGN ALLOWS TWO PUBLISHING OPTIONS

Once a teacher completes a lesson, he or she can upload it to their personal website, save it on their PC, or present it on an interactive whiteboard.

Publish to the Class Website and allow students to review lessons from home

Students can log on to the class website and select a lesson tutorial. Each lesson page can include the teachers choice of a graphic, notes about the standard being presented and a video clip.



And...

Publish for Classroom Interactive Whiteboard Presentations

Take full advantage of QS Design's integration with interactive white boards and touch to resize presentation text, images, and video.



WEBSITE PUBLISHING OPTIONS INCLUDE VIDEO TUTORIALS, NEWSLETTERS, AND STUDENT PORTFOLIOS

- Teacher Presentations and Video Tutorials:** Teachers can share with students 365 days per year
- Student Portfolios:** Students can create portfolios of their work and share their talent
- Classroom Newsletters:** Class projects can be shared with parents and family members throughout the year using the classroom website

